




Methicillin-resistant Staphylococcus aureus (MRSA) Bacteremia Statewide Consumer Report

Reportable Period: January 1, 2024 - December 31, 2024

LEGEND

	Fewer events (better) than predicted based on the national experience *	=	About the same number of events as predicted based on the national experience *		More events (worse) than predicted based on the national experience *	No Conclusion	When the number of predicted events is less than 1, no conclusion can be made		Congratulations on achieving ZERO infections!
*National experience contains data from 2015 for Methicillin-resistant Staphylococcus aureus (MRSA) Bacteremia Laboratory-Identified Events									

Methicillin-resistant Staphylococcus aureus (MRSA) Bacteremia Consumer Report by Facility Type

Illinois collects facility-wide Methicillin-resistant Staphylococcus aureus (MRSA) Bacteremia data of hospital-onset laboratory-identified events. Only hospital from which data have been reported will be shown in the following summary tables

Methicillin-resistant Staphylococcus aureus (MRSA) Bacteremia Statewide Consumer Report
Reportable Period: January 1, 2024 - December 31, 2024

Acute Care and Pediatric Hospitals

Hospital Name	Hospital City	Number of Events		How Does This Facility Compare to the National Experience?
		Observed	Predicted	
ADVOCATE CHRIST MEDICAL CENTER	OAK LAWN	11	17.8	= Same
ADVOCATE CONDELL MEDICAL CENTER	LIBERTYVILLE	2	3.9	= Same
ADVOCATE GOOD SAMARITAN HOSPITAL	DOWNERS GROVE	2	4.4	= Same
ADVOCATE GOOD SHEPHERD HOSPITAL	BARRINGTON	0	2.2	☆ ZERO Infections
ADVOCATE ILLINOIS MASONIC MEDICAL CENTER	CHICAGO	1	4.4	= Same
ADVOCATE LUTHERAN GENERAL HOSPITAL	PARK RIDGE	4	16.0	★ Better
ADVOCATE SHERMAN HOSPITAL	ELGIN	0	2.4	☆ ZERO Infections
ADVOCATE SOUTH SUBURBAN HOSPITAL	HAZEL CREST	2	2.1	= Same
ADVOCATE TRINITY HOSPITAL	CHICAGO	0	1.2	☆ ZERO Infections
ALTON MEMORIAL HOSPITAL	ALTON	0	1.7	☆ ZERO Infections
ANDERSON HOSPITAL	MARYVILLE	2	2.0	= Same
ANN & ROBERT H LURIE CHILDREN'S HOSPITAL OF CHICAGO	CHICAGO	3	3.8	= Same
ASCENSION ALEXIAN BROTHERS	ELK GROVE VILLAGE	1	3.6	= Same
ASCENSION SAINT ALEXIUS	HOFFMAN ESTATES	0	3.5	☆ ZERO Infections
ASCENSION SAINT JOSEPH - CHICAGO	CHICAGO	0	1.5	☆ ZERO Infections
BLESSING HOSPITAL	QUINCY	0	6.1	☆ ZERO Infections
CARLE BROMENN MEDICAL CENTER	NORMAL	0	1.5	☆ ZERO Infections
CARLE FOUNDATION HOSPITAL	URBANA	3	7.7	= Same
CARLE HEALTH METHODIST HOSPITAL	PEORIA	3	5.7	= Same

Methicillin-resistant Staphylococcus aureus (MRSA) Bacteremia Statewide Consumer Report
Reportable Period: January 1, 2024 - December 31, 2024

Acute Care and Pediatric Hospitals

Hospital Name	Hospital City	Number of Events		How Does This Facility Compare to the National Experience?
		Observed	Predicted	
CARLE HEALTH PEKIN HOSPITAL	PEKIN	0	Less than 1.0	☆ ZERO Infections
CARLE HEALTH PROCTOR HOSPITAL	PEORIA	0	Less than 1.0	☆ ZERO Infections
CGH MEDICAL CENTER	STERLING	0	Less than 1.0	☆ ZERO Infections
COMMUNITY FIRST MEDICAL CENTER	CHICAGO	0	Less than 1.0	☆ ZERO Infections
CROSSROADS COMMUNITY HOSPITAL	MOUNT VERNON	0	Less than 1.0	☆ ZERO Infections
DECATUR MEMORIAL HOSPITAL	DECATUR	0	2.0	☆ ZERO Infections
ENDEAVOR EDWARD HOSPITAL	NAPERVILLE	5	5.5	= Same
ENDEAVOR ELMHURST HOSPITAL	ELMHURST	4	3.5	= Same
ENDEAVOR EVANSTON HOSPITAL	EVANSTON	4	6.5	= Same
ENDEAVOR GLENBROOK HOSPITAL	GLENVIEW	4	3.8	= Same
ENDEAVOR HIGHLAND PARK HOSPITAL	HIGHLAND PARK	1	1.9	= Same
ENDEAVOR NORTHWEST COMMUNITY HOSPITAL	ARLINGTON HEIGHTS	2	4.7	= Same
ENDEAVOR SKOKIE HOSPITAL	SKOKIE	0	Less than 1.0	☆ ZERO Infections
ENDEAVOR SWEDISH HOSPITAL	CHICAGO	1	2.2	= Same
FHN MEMORIAL HOSPITAL	FREEPORT	0	Less than 1.0	☆ ZERO Infections
FRANCISCAN HEALTH - OLYMPIA FIELDS	OLYMPIA FIELDS	1	1.9	= Same
GATEWAY REGIONAL MEDICAL CENTER	GRANITE CITY	1	Less than 1.0	No Conclusion
GENESIS MEDICAL CENTER-SILVIS	SILVIS	0	Less than 1.0	☆ ZERO Infections

Methicillin-resistant Staphylococcus aureus (MRSA) Bacteremia Statewide Consumer Report
Reportable Period: January 1, 2024 - December 31, 2024

Acute Care and Pediatric Hospitals

		Number of Events		How Does This Facility Compare to the National Experience?
Hospital Name	Hospital City	Observed	Predicted	
GRAHAM HOSPITAL	CANTON	0	Less than 1.0	☆ ZERO Infections
HARRISBURG MEDICAL CENTER	HARRISBURG	0	Less than 1.0	☆ ZERO Infections
HEARTLAND REGIONAL MEDICAL CENTER	MARION	0	Less than 1.0	☆ ZERO Infections
HERRIN HOSPITAL	HERRIN	3	1.4	= Same
HOLY CROSS HOSPITAL	CHICAGO	0	1.3	☆ ZERO Infections
HSBS HOLY FAMILY HOSPITAL	GREENVILLE	1	Less than 1.0	No Conclusion
HSBS ST. ANTHONY'S MEMORIAL HOSPITAL	EFFINGHAM	0	Less than 1.0	☆ ZERO Infections
HSBS ST. ELIZABETH'S HOSPITAL	O'FALLON	1	2.5	= Same
HSBS ST. JOHN'S HOSPITAL	SPRINGFIELD	6	12.1	= Same
HSBS ST. JOSEPH'S HOSPITAL	BREESE	0	Less than 1.0	☆ ZERO Infections
HSBS ST. MARY'S HOSPITAL	DECATUR	1	Less than 1.0	No Conclusion
HUMBOLDT PARK HEALTH	CHICAGO	2	Less than 1.0	No Conclusion
INSIGHT HOSPITAL & MEDICAL CENTER	CHICAGO	0	Less than 1.0	☆ ZERO Infections
JACKSON PARK HOSPITAL & MEDICAL CENTER	CHICAGO	0	Less than 1.0	☆ ZERO Infections
JERSEY COMMUNITY HOSPITAL	JERSEYVILLE	0	Less than 1.0	☆ ZERO Infections
JOHN H STROGER JR HOSPITAL OF COOK COUNTY	CHICAGO	7	7.4	= Same
KATHERINE SHAW BETHEA HOSPITAL	DIXON	0	Less than 1.0	☆ ZERO Infections
LOYOLA GOTTLIEB MEMORIAL HOSPITAL	MELROSE PARK	0	1.8	☆ ZERO Infections

Methicillin-resistant Staphylococcus aureus (MRSA) Bacteremia Statewide Consumer Report
Reportable Period: January 1, 2024 - December 31, 2024

Acute Care and Pediatric Hospitals

Hospital Name	Hospital City	Number of Events		How Does This Facility Compare to the National Experience?
		Observed	Predicted	
LOYOLA MACNEAL HOSPITAL	BERWYN	2	3.9	= Same
LOYOLA UNIVERSITY MEDICAL CENTER	MAYWOOD	14	12.8	= Same
MCDONOUGH DISTRICT HOSPITAL	MACOMB	0	Less than 1.0	☆ ZERO Infections
MEMORIAL HOSPITAL BELLEVILLE	BELLEVILLE	3	3.0	= Same
MEMORIAL HOSPITAL OF CARBONDALE	CARBONDALE	5	2.6	= Same
MEMORIAL HOSPITAL SHILOH	SHILOH	0	Less than 1.0	☆ ZERO Infections
MERCY HEALTH HOSPITAL AND MEDICAL CENTER - CRYSTAL LAKE	CRYSTAL LAKE	0	Less than 1.0	☆ ZERO Infections
MERCY MEDICAL CENTER	AURORA	0	Less than 1.0	☆ ZERO Infections
MERCYHEALTH JAVON BEA HOSPITAL-RIVERSIDE BLVD CAMPUS	ROCKFORD	4	3.2	= Same
MORRIS HOSPITAL & HEALTHCARE CENTERS	MORRIS	0	Less than 1.0	☆ ZERO Infections
MOUNT SINAI HOSPITAL	CHICAGO	8	3.8	= Same
NORTHWESTERN MEDICINE CENTRAL DUPAGE HOSPITAL	WINFIELD	4	6.3	= Same
NORTHWESTERN MEDICINE DELNOR HOSPITAL	GENEVA	1	1.9	= Same
NORTHWESTERN MEDICINE HUNTLEY HOSPITAL	HUNTLEY	1	2.0	= Same
NORTHWESTERN MEDICINE KISHWAUKEE HOSPITAL	DEKALB	0	1.1	☆ ZERO Infections
NORTHWESTERN MEDICINE LAKE FOREST HOSPITAL	LAKE FOREST	0	2.4	☆ ZERO Infections
NORTHWESTERN MEDICINE MCHENRY HOSPITAL	MCHENRY	1	2.7	= Same
NORTHWESTERN MEDICINE PALOS HOSPITAL	PALOS HEIGHTS	4	5.6	= Same

Methicillin-resistant Staphylococcus aureus (MRSA) Bacteremia Statewide Consumer Report
Reportable Period: January 1, 2024 - December 31, 2024

Acute Care and Pediatric Hospitals

Hospital Name	Hospital City	Number of Events		How Does This Facility Compare to the National Experience?
		Observed	Predicted	
NORTHWESTERN MEDICINE WOODSTOCK HOSPITAL	WOODSTOCK	0	Less than 1.0	☆ ZERO Infections
NORTHWESTERN MEMORIAL HOSPITAL	CHICAGO	8	17.2	★ Better
OSF HEALTHCARE SAINT ELIZABETH - PERU CAMPUS	PERU	0	Less than 1.0	☆ ZERO Infections
OSF HEART OF MARY MEDICAL CENTER	URBANA	0	Less than 1.0	☆ ZERO Infections
OSF LITTLE COMPANY OF MARY MEDICAL CENTER	EVERGREEN PARK	1	2.6	= Same
OSF SACRED HEART MEDICAL CENTER	DANVILLE	1	Less than 1.0	No Conclusion
OSF SAINT ANTHONY MEDICAL CENTER	ROCKFORD	1	6.0	★ Better
OSF SAINT ANTHONY'S HEALTH CENTER	ALTON	0	Less than 1.0	☆ ZERO Infections
OSF SAINT ELIZABETH MEDICAL CENTER	OTTAWA	0	Less than 1.0	☆ ZERO Infections
OSF SAINT FRANCIS MEDICAL CENTER	PEORIA	10	22.7	★ Better
OSF SAINT JAMES-JOHN W ALBRECHT MEDICAL CENTER	PONTIAC	0	Less than 1.0	☆ ZERO Infections
OSF ST. JOSEPH MEDICAL CENTER	BLOOMINGTON	1	2.0	= Same
OSF ST. MARY MEDICAL CENTER	GALESBURG	0	Less than 1.0	☆ ZERO Infections
PROVIDENT HOSPITAL OF COOK COUNTY	CHICAGO	1	Less than 1.0	No Conclusion
RESURRECTION MEDICAL CENTER	CHICAGO	1	2.8	= Same
RIVERSIDE MEDICAL CENTER	KANKAKEE	0	1.9	☆ ZERO Infections
ROSELAND COMMUNITY HOSPITAL	CHICAGO	1	Less than 1.0	No Conclusion
RUSH COPLEY MEDICAL CENTER	AURORA	0	3.8	☆ ZERO Infections

Methicillin-resistant Staphylococcus aureus (MRSA) Bacteremia Statewide Consumer Report
Reportable Period: January 1, 2024 - December 31, 2024

Acute Care and Pediatric Hospitals

Hospital Name	Hospital City	Number of Events		How Does This Facility Compare to the National Experience?
		Observed	Predicted	
RUSH OAK PARK HOSPITAL	OAK PARK	2	1.1	= Same
RUSH UNIVERSITY MEDICAL CENTER	CHICAGO	3	8.1	= Same
SAINT ANTHONY HOSPITAL	CHICAGO	1	1.3	= Same
SAINT FRANCIS HOSPITAL	EVANSTON	0	1.3	☆ ZERO Infections
SAINT JOSEPH - ELGIN	ELGIN	0	Less than 1.0	☆ ZERO Infections
SAINT JOSEPH - JOLIET	JOLIET	2	3.6	= Same
SAINT MARY OF NAZARETH HOSPITAL	CHICAGO	0	2.8	☆ ZERO Infections
SAINT MARY'S - KANKAKEE	KANKAKEE	0	Less than 1.0	☆ ZERO Infections
SARAH BUSH LINCOLN HEALTH CENTER	MATTOON	1	1.5	= Same
SHRINERS HOSPITAL FOR CHILDREN	CHICAGO	0	Less than 1.0	☆ ZERO Infections
SILVER CROSS HOSPITAL	NEW LENOX	1	5.2	★ Better
SOUTH SHORE HOSPITAL	CHICAGO	2	Less than 1.0	No Conclusion
SPRINGFIELD MEMORIAL HOSPITAL	SPRINGFIELD	4	12.2	★ Better
SSM HEALTH GOOD SAMARITAN HOSPITAL	MOUNT VERNON	2	1.6	= Same
SSM HEALTH ST MARY'S HOSPITAL	CENTRALIA	0	Less than 1.0	☆ ZERO Infections
ST. BERNARD HOSPITAL & HEALTH CARE CENTER	CHICAGO	0	1.3	☆ ZERO Infections
THE LORETTO HOSPITAL	CHICAGO	0	Less than 1.0	☆ ZERO Infections
THOREK MEMORIAL HOSPITAL	CHICAGO	0	Less than 1.0	☆ ZERO Infections

Methicillin-resistant Staphylococcus aureus (MRSA) Bacteremia Statewide Consumer Report
Reportable Period: January 1, 2024 - December 31, 2024

Acute Care and Pediatric Hospitals

Hospital Name	Hospital City	Number of Events		How Does This Facility Compare to the National Experience?
		Observed	Predicted	
THOREK MEMORIAL HOSPITAL - ANDERSONVILLE	CHICAGO	0	Less than 1.0	☆ ZERO Infections
TOUCHETTE REGIONAL HOSPITAL	CENTREVILLE	0	Less than 1.0	☆ ZERO Infections
UCHICAGO MEDICINE	CHICAGO	8	15.5	★ Better
UCHICAGO MEDICINE ADVENTHEALTH BOLINGBROOK	BOLINGBROOK	0	Less than 1.0	☆ ZERO Infections
UCHICAGO MEDICINE ADVENTHEALTH GLENOAKS	GLENDAL HEIGHTS	1	Less than 1.0	No Conclusion
UCHICAGO MEDICINE ADVENTHEALTH HINSDALE	HINSDALE	1	2.8	= Same
UCHICAGO MEDICINE ADVENTHEALTH LA GRANGE	LA GRANGE	0	2.0	☆ ZERO Infections
UCHICAGO MEDICINE INGALLS MEMORIAL	HARVEY	3	2.7	= Same
UI HEALTH	CHICAGO	6	11.4	= Same
UNITYPOINT HEALTH - TRINITY MOLINE	MOLINE	0	Less than 1.0	☆ ZERO Infections
UNITYPOINT HEALTH - TRINITY ROCK ISLAND	ROCK ISLAND	0	2.6	☆ ZERO Infections
UW HEALTH BELVIDERE HOSPITAL	BELVIDERE	.	Less than 1.0	No Conclusion
UW HEALTH SWEDISHAMERICAN HOSPITAL	ROCKFORD	1	3.9	= Same
VISTA MEDICAL CENTER EAST	WAUKEGAN	1	Less than 1.0	No Conclusion
WEISS MEMORIAL HOSPITAL	CHICAGO	0	Less than 1.0	☆ ZERO Infections
WEST SUBURBAN MEDICAL CENTER	OAK PARK	1	1.5	= Same

Methicillin-resistant Staphylococcus aureus (MRSA) Bacteremia Statewide Consumer Report
Reportable Period: January 1, 2024 - December 31, 2024

Critical Access Hospitals

Hospital Name	Hospital City	Number of Events		How Does This Facility Compare to the National Experience?
		Observed	Predicted	
CARLE EUREKA HOSPITAL	EUREKA	0	Less than 1.0	☆ ZERO Infections
CARLE HOOPESTON REGIONAL HEALTH CENTER	HOOPESTON	1	Less than 1.0	No Conclusion
CARLE RICHLAND MEMORIAL	OLNEY	1	Less than 1.0	No Conclusion
CARLINVILLE AREA HOSPITAL	CARLINVILLE	0	Less than 1.0	☆ ZERO Infections
CLAY COUNTY HOSPITAL	FLORA	0	Less than 1.0	☆ ZERO Infections
COMMUNITY HOSPITAL OF STAUNTON	STAUNTON	0	Less than 1.0	☆ ZERO Infections
CRAWFORD MEMORIAL HOSPITAL	ROBINSON	0	Less than 1.0	☆ ZERO Infections
FAIRFIELD MEMORIAL HOSPITAL	FAIRFIELD	0	Less than 1.0	☆ ZERO Infections
FERRELL HOSPITAL	ELDORADO	0	Less than 1.0	☆ ZERO Infections
FRANKLIN HOSPITAL	BENTON	0	Less than 1.0	☆ ZERO Infections
GENESIS MEDICAL CENTER - ALEDO	ALEDO	0	Less than 1.0	☆ ZERO Infections
GIBSON AREA HOSPITAL & HEALTH SERVICES	GIBSON CITY	0	Less than 1.0	☆ ZERO Infections
HAMILTON MEMORIAL HOSPITAL DISTRICT	MCLEANSBORO	0	Less than 1.0	☆ ZERO Infections
HAMMOND-HENRY HOSPITAL	GENESEO	0	Less than 1.0	☆ ZERO Infections
HARDIN COUNTY GENERAL HOSPITAL	ROSICLARE	0	Less than 1.0	☆ ZERO Infections
HILLSBORO AREA HOSPITAL	HILLSBORO	0	Less than 1.0	☆ ZERO Infections
HOPEDALE MEDICAL COMPLEX	HOPEDALE	0	Less than 1.0	☆ ZERO Infections
HORIZON HEALTH	PARIS	0	Less than 1.0	☆ ZERO Infections

Methicillin-resistant Staphylococcus aureus (MRSA) Bacteremia Statewide Consumer Report
Reportable Period: January 1, 2024 - December 31, 2024

Critical Access Hospitals

		Number of Events		How Does This Facility Compare to the National Experience?
Hospital Name	Hospital City	Observed	Predicted	
HSHS GOOD SHEPHERD HOSPITAL SHELBYVILLE	SHELBYVILLE	1	Less than 1.0	No Conclusion
HSHS ST. FRANCIS HOSPITAL	LITCHFIELD	0	Less than 1.0	☆ ZERO Infections
HSHS ST. JOSEPH'S HOSPITAL	HIGHLAND	0	Less than 1.0	☆ ZERO Infections
ILLINI COMMUNITY HOSPITAL	PITTSFIELD	0	Less than 1.0	☆ ZERO Infections
IROQUOIS MEMORIAL HOSPITAL	WATSEKA	0	Less than 1.0	☆ ZERO Infections
JACKSONVILLE MEMORIAL HOSPITAL	JACKSONVILLE	0	Less than 1.0	☆ ZERO Infections
KIRBY MEDICAL CENTER	MONTICELLO	0	Less than 1.0	☆ ZERO Infections
LAWRENCE COUNTY MEMORIAL HOSPITAL	LAWRENCEVILLE	0	Less than 1.0	☆ ZERO Infections
LINCOLN MEMORIAL HOSPITAL	LINCOLN	0	Less than 1.0	☆ ZERO Infections
MARSHALL BROWNING HOSPITAL	DUQUOIN	0	Less than 1.0	☆ ZERO Infections
MASON DISTRICT HOSPITAL	HAVANA	0	Less than 1.0	☆ ZERO Infections
MASSAC MEMORIAL HOSPITAL	METROPOLIS	0	Less than 1.0	☆ ZERO Infections
MEMORIAL HOSPITAL	CARTHAGE	1	Less than 1.0	No Conclusion
MEMORIAL HOSPITAL	CHESTER	0	Less than 1.0	☆ ZERO Infections
MERCYHEALTH HOSPITAL AND MEDICAL CENTER-HARVARD	HARVARD	0	Less than 1.0	☆ ZERO Infections
MIDWEST MEDICAL CENTER	GALENA	0	Less than 1.0	☆ ZERO Infections
MORRISON COMMUNITY HOSPITAL	MORRISON	0	Less than 1.0	☆ ZERO Infections
NORTHWESTERN MEDICINE VALLEY WEST HOSPITAL	SANDWICH	0	Less than 1.0	☆ ZERO Infections

Methicillin-resistant Staphylococcus aureus (MRSA) Bacteremia Statewide Consumer Report
Reportable Period: January 1, 2024 - December 31, 2024

Critical Access Hospitals

Hospital Name	Hospital City	Number of Events		How Does This Facility Compare to the National Experience?
		Observed	Predicted	
OSF HOLY FAMILY MEDICAL CENTER	MONMOUTH	0	Less than 1.0	☆ ZERO Infections
OSF SAINT CLARE MEDICAL CENTER	PRINCETON	0	Less than 1.0	☆ ZERO Infections
OSF SAINT LUKE MEDICAL CENTER	KEWANEE	0	Less than 1.0	☆ ZERO Infections
OSF SAINT PAUL MEDICAL CENTER	MENDOTA	0	Less than 1.0	☆ ZERO Infections
PANA COMMUNITY HOSPITAL	PANA	0	Less than 1.0	☆ ZERO Infections
PINCKNEYVILLE COMMUNITY HOSPITAL	PINCKNEYVILLE	0	Less than 1.0	☆ ZERO Infections
RED BUD REGIONAL HOSPITAL	RED BUD	0	Less than 1.0	☆ ZERO Infections
ROCHELLE COMMUNITY HOSPITAL	ROCHELLE	0	Less than 1.0	☆ ZERO Infections
SALEM TOWNSHIP HOSPITAL	SALEM	0	Less than 1.0	☆ ZERO Infections
SARAH BUSH LINCOLN FAYETTE COUNTY HOSPITAL	VANDALIA	0	Less than 1.0	☆ ZERO Infections
SARAH D. CULBERTSON MEMORIAL HOSPITAL	RUSHVILLE	0	Less than 1.0	☆ ZERO Infections
SPARTA COMMUNITY HOSPITAL	SPARTA	0	Less than 1.0	☆ ZERO Infections
ST. JOSEPH MEMORIAL HOSPITAL	MURPHYSBORO	0	Less than 1.0	☆ ZERO Infections
TAYLORVILLE MEMORIAL HOSPITAL	TAYLORVILLE	0	Less than 1.0	☆ ZERO Infections
THOMAS H. BOYD MEMORIAL HOSPITAL	CARROLLTON	0	Less than 1.0	☆ ZERO Infections
UNION COUNTY HOSPITAL	ANNA	0	Less than 1.0	☆ ZERO Infections
WABASH GENERAL HOSPITAL	MOUNT CARMEL	0	Less than 1.0	☆ ZERO Infections

Methicillin-resistant Staphylococcus aureus (MRSA) Bacteremia Statewide Consumer Report
Reportable Period: January 1, 2024 - December 31, 2024

Critical Access Hospitals

		Number of Events		
Hospital Name	Hospital City	Observed	Predicted	How Does This Facility Compare to the National Experience?
WARNER HOSPITAL & HEALTH SERVICES	CLINTON	0	Less than 1.0	☆ ZERO Infections
WASHINGTON COUNTY HOSPITAL	NASHVILLE	0	Less than 1.0	☆ ZERO Infections

Methicillin-resistant Staphylococcus aureus (MRSA) Bacteremia Statewide Consumer Report
Reportable Period: January 1, 2024 - December 31, 2024

Long-Term Acute Care Hospitals

		Number of Events		
Hospital Name	Hospital City	Observed	Predicted	How Does This Facility Compare to the National Experience?
HOLY FAMILY MEDICAL CENTER	DES PLAINES	8	7.8	= Same
KINDRED HOSPITAL CHICAGO - NORTH	CHICAGO	8	3.0	✗ Worse
KINDRED HOSPITAL SYCAMORE	SYCAMORE	1	1.1	= Same
OSF HEALTHCARE TRANSITIONAL CARE HOSPITAL	PEORIA	4	Less than 1.0	No Conclusion
RML SPECIALTY HOSPITAL	HINSDALE	0	5.2	☆ ZERO Infections
RML SPECIALTY HOSPITAL CHICAGO	CHICAGO	0	2.7	☆ ZERO Infections
RUSH SPECIALTY HOSPITAL - CRITICAL ILLNESS RECOVERY	CHICAGO	0	Less than 1.0	☆ ZERO Infections

Methicillin-resistant Staphylococcus aureus (MRSA) Bacteremia Statewide Consumer Report
Reportable Period: January 1, 2024 - December 31, 2024

Inpatient Rehabilitation Facilities

		Number of Events		
Hospital Name	Hospital City	Observed	Predicted	How Does This Facility Compare to the National Experience?
ANDERSON REHABILITATION INSTITUTE	EDWARDSVILLE	0	Less than 1.0	☆ ZERO Infections
ENCOMPASS HEALTH REHABILITATION INSTITUTE OF LIBERTYVILLE	LIBERTYVILLE	0	Less than 1.0	☆ ZERO Infections
NORTHWESTERN MEDICINE MARIANJOY REHABILITATION HOSPITAL	WHEATON	0	Less than 1.0	☆ ZERO Infections
SCHWAB REHABILITATION HOSPITAL	CHICAGO	1	Less than 1.0	No Conclusion
SHIRLEY RYAN ABILITYLAB	CHICAGO	3	1.5	= Same
THE QUAD CITIES REHABILITATION INSTITUTE	MOLINE	0	Less than 1.0	☆ ZERO Infections
THE REHABILITATION INSTITUTE OF SOUTHERN ILLINOIS	SHILOH	0	Less than 1.0	☆ ZERO Infections
VAN MATRE ENCOMPASS HEALTH REHABILITATION HOSPITAL	ROCKFORD	0	Less than 1.0	☆ ZERO Infections